

Homework Package June 2 - June 8

	Tuesday June 2	Wednesday June 3	Thursday June 4	Friday June 5	Monday June 8
Morning Work 30 minutes	1) Money review	1) Money review	1) Money review	1) Money review	1) Fractions review
Afternoon Work 30 minutes	1) Book report - read book of choice	1) Book report - read book of choice	1) Book report	1) Read 2) Journal	1) Book report - favorite scene sketch


Tuesday June 2

Morning Work:

- Money review (**about 30 minutes**) - Students will work on the worksheet labelled Tuesday. They must look at how much the toy costs and circle the correct amount of coins that matches the amount of the toy. They will show 2 different ways to pay for each toy.

Afternoon Work:

- Book report: reading (**about 30 minutes**) - Students will be working on a book report this week. They must pick a story or book of choice that they want to write a book report on. Today is dedicated to beginning to read their book. They can read it silently or out loud to a family member.



Wednesday June 3

Morning Work:

- Money review (**about 30 minutes**) - Students will work on the money worksheet that is labelled Wednesday. They will be counting how much coins are shown and recording the number. Then they will look at what each person in the question spends, and figure out what they will have left after they make their purchase and record that number.

Afternoon Work:

- Book report: reading (**about 30 minutes**) - Students will use this time to finish reading the book that they choose for their book report.

Thursday June 4

Morning Work:

- Money review (**about 30 minutes**) - Students will work on the money worksheet labelled Thursday. They will be figuring out change, and circle the correct coins that would be given back.

Afternoon Work:

- Book report (**about 30 minutes**) - Students will work on the book report page. They will fill in the title, author and answer the questions. Each question (including the reasons portion) needs to be answered in a complete sentence.

Friday June 5

Morning Work:

- Money review (**about 30 minutes**) - Students will be working on the money worksheet labelled Friday. They will be working on some word problems involving money. They will mostly be figuring out change.

Afternoon Work:

- Reading (**about 15 minutes**) - Students have the choice to read silently to themselves, or out loud to a family member.
- Journal (**about 15 minutes**) - Students will be doing their weekly write in their journal. They will turn to a fresh page,

date their entry, and write at least 4 sentences telling me about their week.

Monday June 8

Morning Work:

- Fractions review (**about 30 minutes**) - Students will be working on the Fractions worksheets labelled Monday. They will be shading in to show the fractions, writing the actual fraction that is shown and comparing fractions. They should work on both pages.

Afternoon Work:

- Book report: favorite scene (**about 30 minutes**) - Students will be using this time to draw a picture of their favorite scene from their book. They should draw and add color. Then they will finish the sentence at the bottom of the page that explains why the scene they chose is their favorite.

Dear grade 3/4's,



We have made it to June! I am so happy that I got my whole garden planted and a few things have even started to grow. I also got to puppy-sit this week and Cali kept me so busy! She is now 7 months old and growing up so fast. I have attached a picture for you to see! I am still missing you all so much! I hope you are doing good and keeping busy. What have you been up to lately?

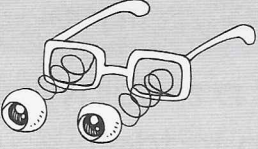


Ms. Bruce




7 Money

The pictures show how much each toy is worth. Circle the change to show 2 different ways to pay for them.

① 
65¢


a. 

b. 

② 
28¢


a. 

b. 

③ 
36¢


a. 

b. 

④ 
77¢

a. 

b. 

⑤ 
42¢

a. 


b. 

Write how much money each child has. Then see what they buy and write how much they have left.

⑥



a. Molly has **68** ¢ .

b. She buys a  **35 ¢** . She has _____ ¢ left.

⑦




a. Eva has _____ ¢ .

b. She buys a  **47 ¢** . She has _____ ¢ left.

⑧




a. Tommy has _____ ¢ .

b. He buys a  **63 ¢** . He has _____ ¢ left.

⑨



a. Patrick has _____ ¢ .

b. He buys a  **23 ¢** . He has _____ ¢ left.

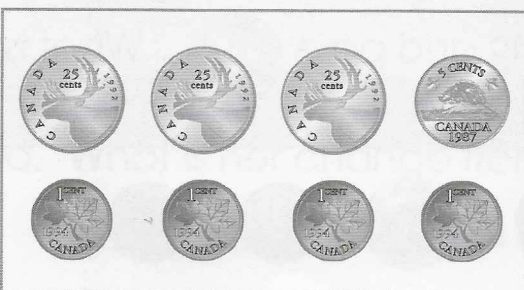
⑩



a. Ted has _____ ¢ .

b. He buys a  **85 ¢** . He has _____ ¢ left.

⑪



a. Sally has _____ ¢ .

b. She buys a  **54 ¢** . She has _____ ¢ left.

See how much the customers pay for their food. Help the cashier check ✓ the fewest coins to show the change. **Hint: the less coins in change is better.**

Use this space
to show your work

12 Kim buys a lollipop for 32¢ and pays  . What is her change?




13 Joan buys a popsicle for 56¢ and pays   . What is her change?



14 Eva buys a pretzel for 39¢ and pays   . What is her change?



15 Jeffrey buys a cupcake for 86¢ and pays . What is his change?



16 Vivian buys an ice cream cone for 73¢ and pays . What is her change?



17 Bruce buys a bag of pop corn for 64¢ and pays . What is his change?



Read the questions, write the equation and then solve it.

- 18 a. Mike buys 2 bread rolls for 16¢ each. How much does he need to pay?

2×16 OR $16 + 16 = 32$

_____ ¢ **Make sure to rewrite your answers here.**

- b. What is his change from 50¢ ?

_____ = _____
 _____ ¢



- 19 a. Mr Jenn buys 2 cinnamon buns for 37¢ each. How much does he need to pay?

_____ = _____ ¢

- b. What is his change from 80¢ ?

_____ = _____ ¢

- 20 a. Mrs Winter buys 3 chocolate chip cookies for 18¢ each. How much does she need to pay?

_____ = _____ ¢

- b. What is her change from \$1?

_____ = _____ ¢

- 21 a. Pam buys 3 brownies for 29¢ each. How much does she need to pay?


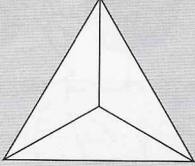


_____ = _____ ¢

- b. What is her change from \$1?




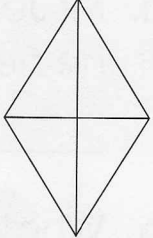

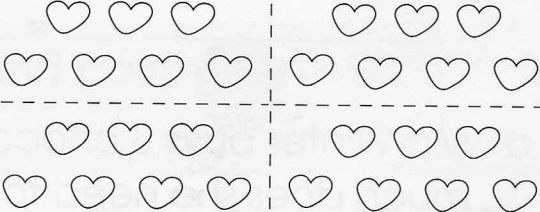
_____ = _____ ¢

Colour $\frac{2}{3}$ of each shape.

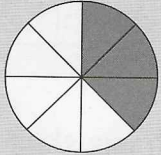

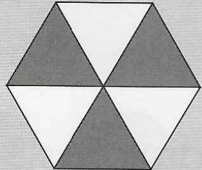



Hint: The top number of your fraction is how much is or should be shaded.

<p>①</p> 	<p>②</p> 	<p>③</p> 	<p>④</p> 
--	--	---	--

Colour $\frac{1}{4}$ of each shape or group of shapes.

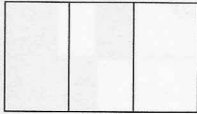
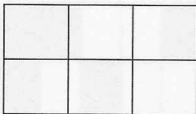

<p>⑤</p> 	<p>⑥</p> 	<p>⑦</p> 	<p>⑧</p> 
<p>⑨</p> 	<p>⑩</p> 		

Write a fraction for the shaded part of each shape or group of shapes. **Shaded pieces** / **Total pieces**

<p>⑪</p>  <p>_____</p>	<p>⑫</p>  <p>_____</p>	<p>⑬</p>  <p>_____</p>
<p>⑭</p>  <p>_____</p>	<p>⑮</p>  <p>_____</p>	<p>⑯</p>  <p>_____</p>



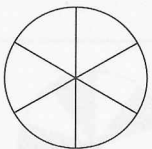
Colour the shapes to show each fraction. Write 'greater' or 'smaller' to complete each sentence.

17

a. $\frac{1}{3}$  b. $\frac{5}{6}$  c. $\frac{1}{2}$ 


d. $\frac{1}{3}$ is _____ than $\frac{5}{6}$; $\frac{5}{6}$ is _____ than $\frac{1}{2}$.

18


a. $\frac{2}{5}$  b. $\frac{3}{4}$  c. $\frac{1}{6}$ 

d. $\frac{2}{5}$ is _____ than $\frac{3}{4}$; $\frac{3}{4}$ is _____ than $\frac{1}{6}$.

Look at the children. Write the fractions.



- 19 How many children are there? 7 children
- 20 What fraction of the children are smiling? _____
- 21 What fraction of the children wear glasses? _____
- 22 What fraction of the children are boys? _____
- 23 What fraction of the children have curly hair? _____
- 24 What fraction of the children have long hair? _____
- 25 What fraction of the children with straight hair wear glasses? _____



Book Review

EXAMPLE

By: Ms. Bruce

Book Title: Alice's Adventures in Wonderland

Author: Lewis Carroll

Genre (circle one):

Genre means the type of book.

Funny	Spooky	Mystery & Adventure	Fantasy & Fiction
Legend, Myth, & Tale	Realistic	Nonfiction	Other

Answer each question in a full sentence.

One thing I found interesting about the book.

The one thing that I found the most interesting in the story is how everyone and everything is not what they seem.

My opinion of the book.

I really enjoyed this book. I think that it was very good and has lots of funny parts.



Reason to support my opinion:


I think the part when Alice struggles to get through the door because she keeps growing and shrinking is funny.

Reason to support my opinion:

I think with the tea party with the Mad Hatter and March Hare was very funny.

Who would you recommend this book to?

I would recommend this book to Momma Bruce.



Book Review

By: _____

Book Title: _____

Author: _____

Genre (circle one):	Funny	Spooky	Mystery & Adventure	Fantasy & Fiction
	Legend, Myth, & Tale	Realistic	Nonfiction	Other

Answer the following questions in a complete sentence.

One thing I found interesting about the book.

My opinion of the book.



Reason to support my opinion:


Reason to support my opinion:

Who would you recommend this book to?

My Favorite Scene

By: _____


Draw your favorite scene here:



My favorite scene from _____ is
when _____

because _____

Name: _____



Spring Has Sprung



Find these words in the puzzle. Words are hidden → and ↓.

APRIL

GROW

SPRING

BASEBALL

KITE

TULIP

BIKE

MARCH

UMBRELLA

BUD

MAY

WARMER

FLOWER

NEST


WEATHER

GREEN

RAINY

I SPY

flowers



- | | | | | | | | | | | | | | | | | | | | |
|---|--|---|--|---|--|---|--|---|--|---|--|---|--|---|--|---|--|---|--|
| 2 | | 4 | | 4 | | 5 | | 4 | | 5 | | 7 | | 4 | | 6 | | 5 | |
| 1 | | 6 | | 7 | | 1 | | 3 | | 6 | | 7 | | 4 | | 7 | | 5 | |
| 3 | | 3 | | 4 | | 6 | | 2 | | 7 | | 5 | | 9 | | 6 | | 3 | |