May 19

Hi Students,

This week we will be learning about plants; what they need, their parts and their life cycle.

I gave you a bean seed in a paper towel. Watch it germinate, and then plant it!

I still miss you!

♡ Mrs. Klassen

© https://worksheetplace.com Image: Scrappindoodles.ca

Read and Spell May 19

-ip

lip	skip
hip	drip
dip	slip
tip	clip
rip	trip
sip	chip
nip	whip
zip	ship

Read and Spell May 19

-ink

sink	drink
ink	stink
pink	blink
rink	think
wink	clink
link	shrink
mink	plink

Read and Spell

Name _____

Practice reading and spelling your words on the white board. Get someone to "test" you. Keep the words, but send this back to Mrs. Klassen.

1. _____
2. _____
3. _____
4. _____
5. _____
6. _____
7. _____
8. _____
9. _____
10. _____
11. _____
12. _____
13. _____
14. _____

Name_____

Remember,

a ***synonym*** means the **same** and

an ***antonym*** means the **opposite.**

Synonyms **S**ame	**A**ntonyms **O**pposite
	 
start - begin	loud - soft
pretty - lovely	fast - slow
quick - fast	several - few
large - enormous	front - back
scared - frightened	last - first
tired - sleepy	older - younger
sick - ill	nervous - brave
bring - carry	early - late
woman - lady	serious - silly
rich - wealthy	sharp - dull
smart - intelligent	full - empty

© Crafting Connections

Synonyms

Synonyms are words that have the same or a similar meaning.

Eg. **pretty / beautiful**

Find the matching synonyms. Colour them, using a different colour for each set!

large | pull | happy | horrible | pleased

bad | tug | cup | big | mug

Read each sentence. Circle the word that means the same as the word that is underlined.

Pat had a <u>hat</u> on his head. fork cap red

The race was about to <u>start</u>. finish win begin

The new girl was very <u>clever</u>. smart old tall

The day was very <u>windy</u>. cold gusty hot

The <u>tiny</u> mouse ran away. small white scared

Write as many synonyms as you can for the following words.

<u>ugly</u>	<u>small</u>	<u>cold</u>	<u>dirty</u>

Antonyms

Antonyms are words that have the opposite meaning.

Eg. **tall / short**

Find the matching synonym and antonym pairs. Colour them, using a different colour for each set!

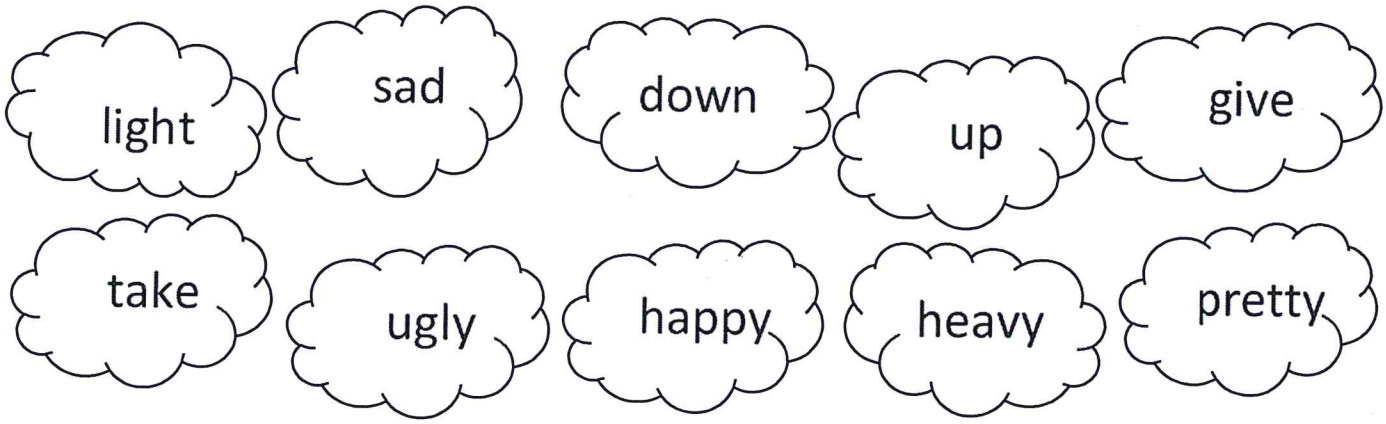

Read each sentence. Change the underlined words to an antonym. Use the word bank for help!

sick	sit	rough
scared	young	mean

The cat is <u>old</u>. The cat is _____. Draw

This boy is very <u>kind</u>. This boy is very _____. Draw

Max was feeling <u>well</u>. Max was feeling _____. Draw

Please do <u>neat</u> work. Please do _____ work. Draw

The dog was <u>calm</u>. The dog was _____. Draw

Everyone was told to stand. Everyone was told to _____. Draw

Synonyms and Antonyms

Synonyms and Antonyms Worksheet

Read the word on the left. Then circle its synonym and cross out its antonyms.

glum	happy	sad	glad
tiny	little	huge	large
wrong	correct	good	false
end	start	finish	begin
easy	hard	simple	tough
over	under	below	above

Complete. Grade 2 Name _____



9 + 6 = 15

6 + 9 = 15

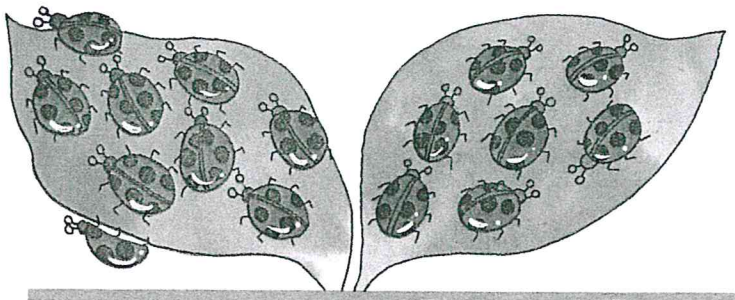

___ + ___ = ___

___ + ___ = ___



___ + ___ = ___

___ + ___ = ___

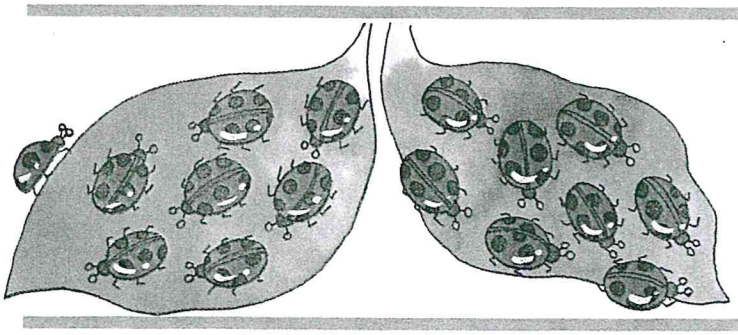

___ + ___ = ___

9 + 6 = ___ 8 + 7 = ___



6 + 7 = ___ 7 + 5 = ___ 7 + 8 = ___

8 + 8 = ___ 5 + 8 = ___ 6 + 9 = ___

6 + 8 = ___ 9 + 7 = ___ 7 + 7 = ___

Complete.



15 − 8 = 7

15 − 7 = 8



____ − ____ = ____

____ − ____ = ____



____ − ____ = ____

____ − ____ = ____



____ − ____ = ____



14 − 6 = ____ 15 − 8 = ____

13 − 5 = ____ 12 − 6 = ____ 14 − 8 = ____

15 − 9 = ____ 14 − 7 = ____ 15 − 6 = ____

16 − 9 = ____ 16 − 8 = ____ 13 − 5 = ____

Complete.



$8 + 7 = \_\_\_\_$

$7 + 8 = \_\_\_\_$

$15 - 8 = \_\_\_\_$

$15 - 7 = \_\_\_\_$



$9 + 6 = \_\_\_\_$

$6 + 9 = \_\_\_\_$

$15 - 6 = \_\_\_\_$

$15 - 9 = \_\_\_\_$



$9 + 5 = \_\_\_\_$

$5 + 9 = \_\_\_\_$

$14 - 5 = \_\_\_\_$

$14 - 9 = \_\_\_\_$



$7 + 9 = \_\_\_\_$

$9 + 7 = \_\_\_\_$

$16 - 9 = \_\_\_\_$

$16 - 7 = \_\_\_\_$

Complete.



$6 + 7 = \_\_\_$

$7 + \_\_\_ = 13$

$13 - 6 = \_\_\_$

$13 - \_\_\_ = 6$

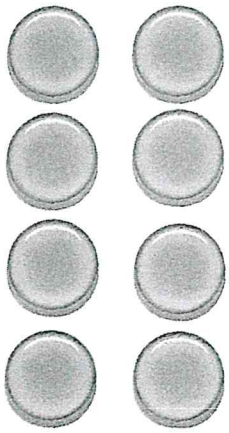

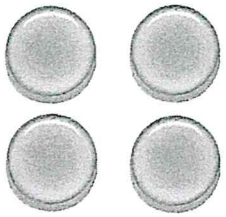

$8 + \_\_\_ = \_\_\_$

$4 + \_\_\_ = \_\_\_$

$12 - \_\_\_ = \_\_\_$

$12 - \_\_\_ = \_\_\_$





$\_\_\_ + \_\_\_ = \_\_\_$

$\_\_\_ + \_\_\_ = \_\_\_$

$\_\_\_ - \_\_\_ = \_\_\_$

$\_\_\_ - \_\_\_ = \_\_\_$

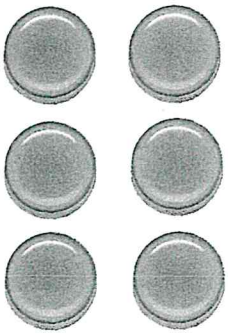

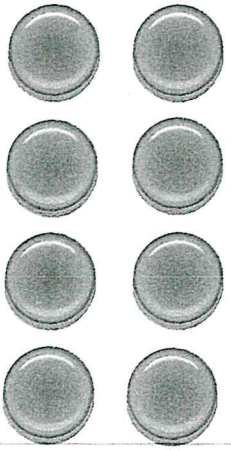

$\_\_\_ + \_\_\_ = \_\_\_$

$\_\_\_ + \_\_\_ = \_\_\_$

$\_\_\_ - \_\_\_ = \_\_\_$

$\_\_\_ - \_\_\_ = \_\_\_$

Add.

6 + 7	7 + 6	8 + 7	7 + 8	9 + 4	4 + 9
9 + 7	7 + 9	8 + 6	6 + 8	8 + 5	5 + 8
3 4 + 5	3 4 + 3	5 4 + 2	4 4 + 4	2 6 + 3	2 7 + 2

Subtract.

15 − 8	15 − 7	16 − 9	16 − 7	13 − 9	13 − 4
14 − 9	14 − 5	13 − 6	13 − 7	14 − 8	14 − 6

Add or subtract.

8 + 7	15 − 7	7 + 5	12 − 5	7 + 6	13 − 6
16 − 7	9 + 7	11 − 6	6 + 5	14 − 6	8 + 6
15 − 6	13 − 8	16 − 8	5 + 6	15 − 9	11 − 8
14 − 9	16 − 9	7 + 7	12 − 7	3 + 9	14 − 7

Complete the path.

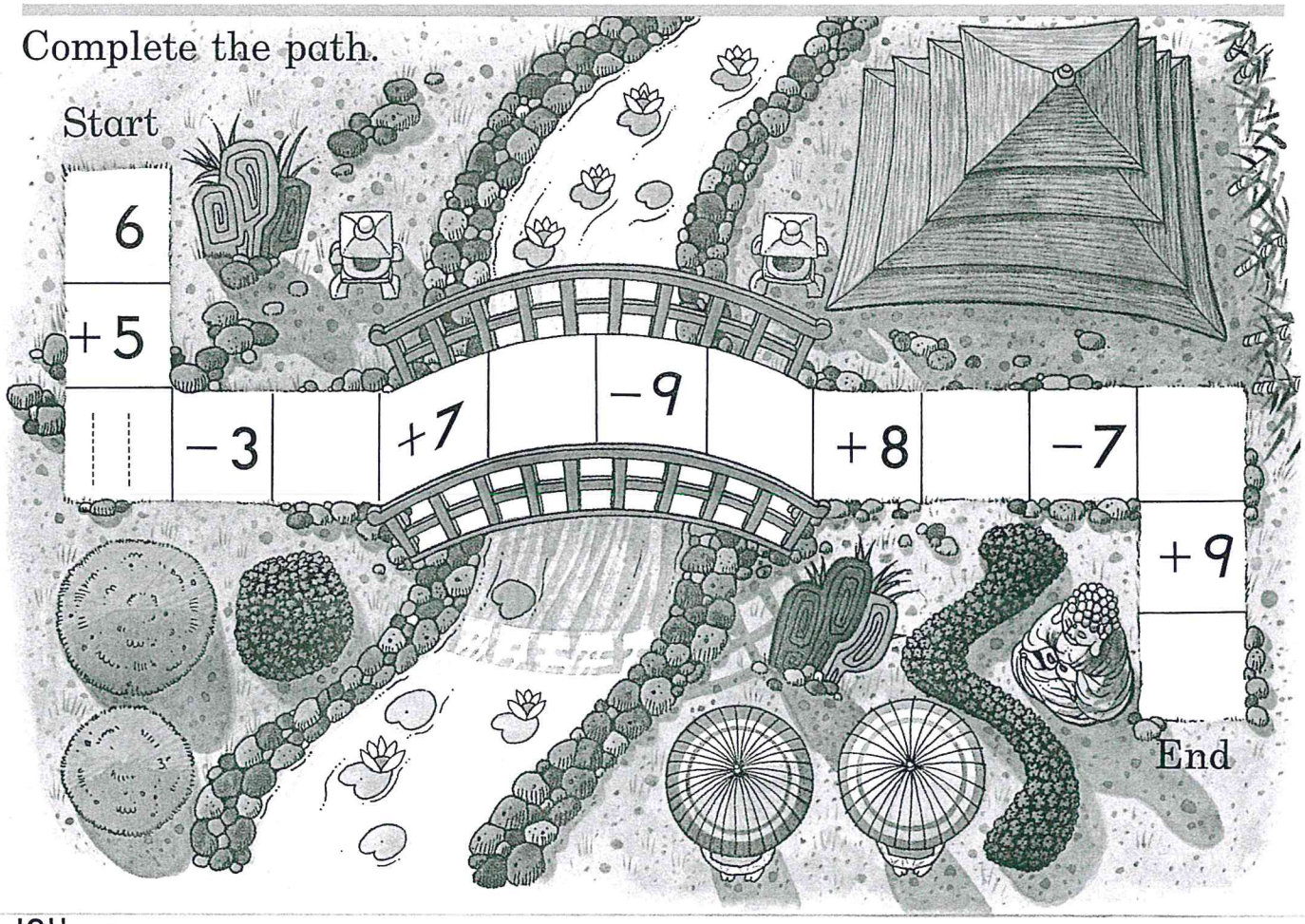

Here's more subtraction for you!

I can subtract 2 and 3 digit numbers with and without regrouping!

Name _____



IF there's more on the floor, go next door, and borrow 10 more!

$$\begin{array}{r} 5\ 13 \\ \not{6}\not{3} \\ -29 \\ \hline 34 \end{array}$$

IF there's more on top, don't stop!

$$\begin{array}{r} 27 \\ -13 \\ \hline 14 \end{array}$$



IF the numbers are the same, zero is the game!

$$\begin{array}{r} 35 \\ -25 \\ \hline 10 \end{array}$$



Trade a ten for 10 ones. Subtract.



tens	ones
4	3
−2	7
1	6

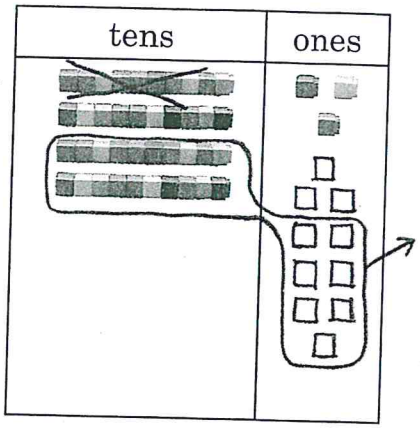

tens	ones
4	1
−1	8

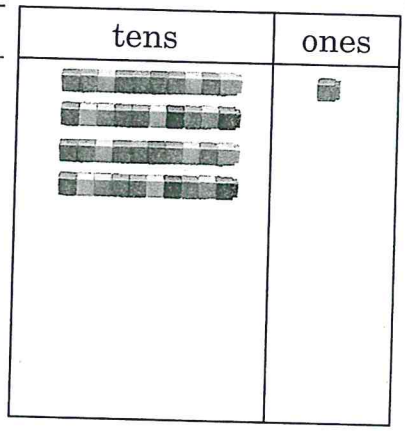

tens	ones
5	5
−1	7

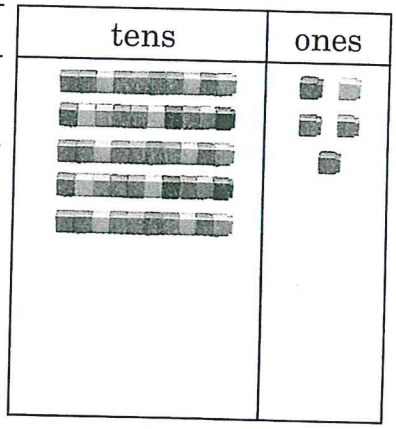

tens	ones
6	0
−2	8

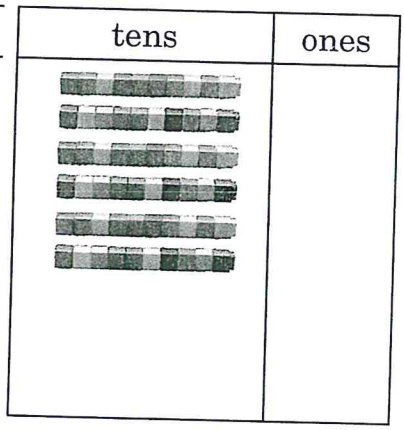

tens	ones
3	4
−2	5

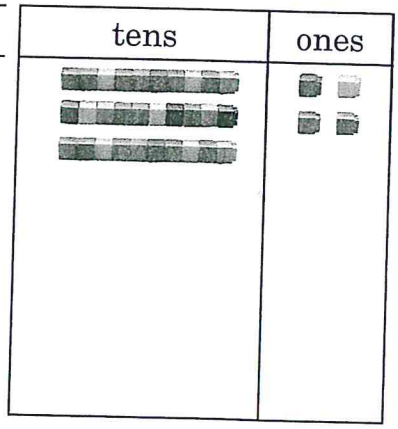

tens	ones
2	8
−1	9

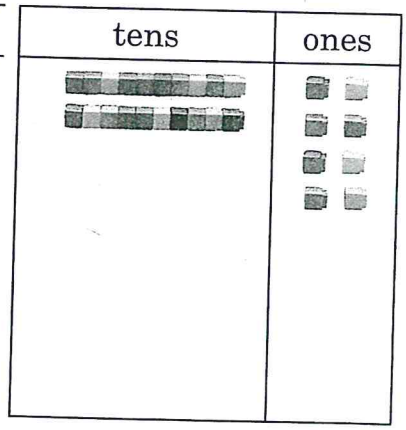

tens	ones
5	2
−3	4

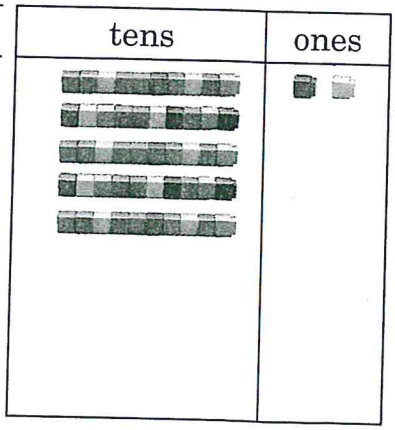

Trade a ten for 10 ones. Subtract.

tens	ones
2	3
−1	7

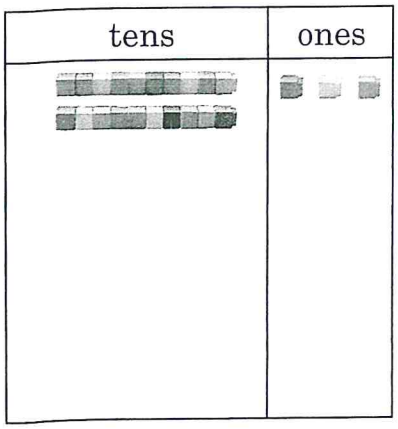

tens	ones
4	4
−3	6

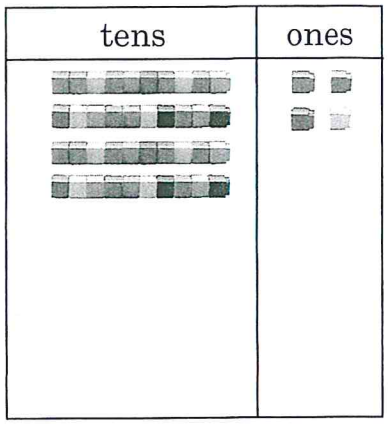

tens	ones
5	2
−2	9

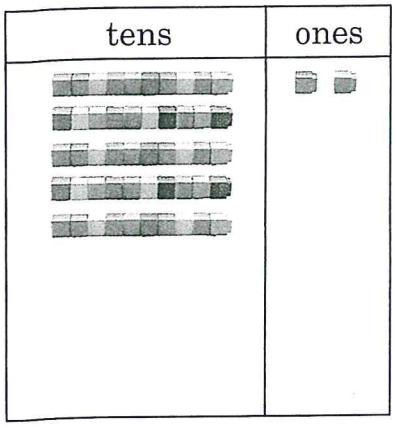

tens	ones
7	0
−5	5

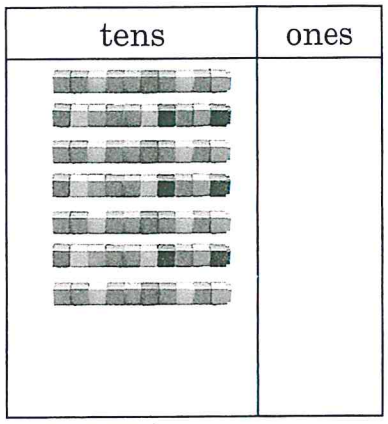

tens	ones
6	5
−3	8

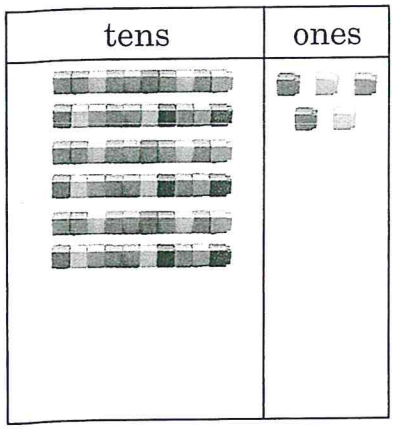

tens	ones
3	2
−1	5

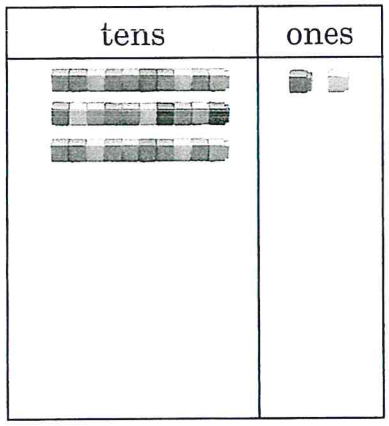

tens	ones
4	7
−3	9

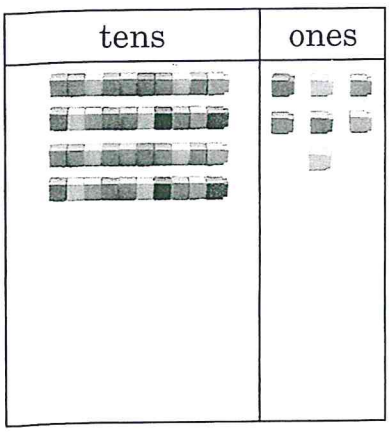

tens	ones
7	3
−4	9

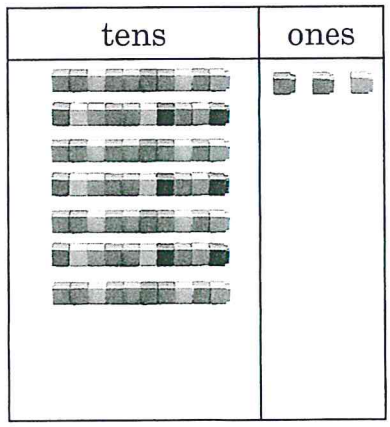

Do you need to trade a ten for 10 ones?
Circle yes or no. Subtract.

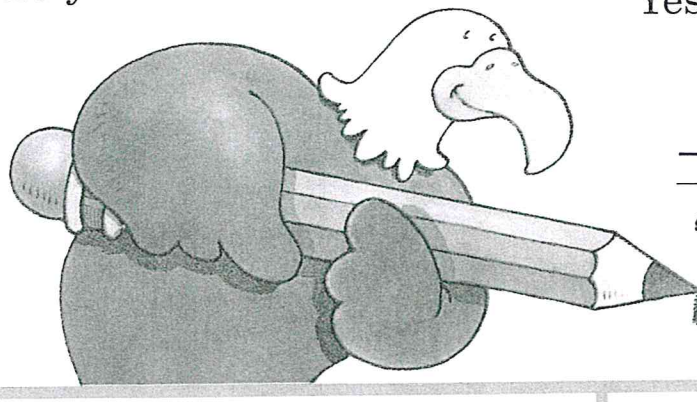

Yes No

$$\begin{array}{r} 44 \\ -21 \\ \hline 23 \end{array}$$

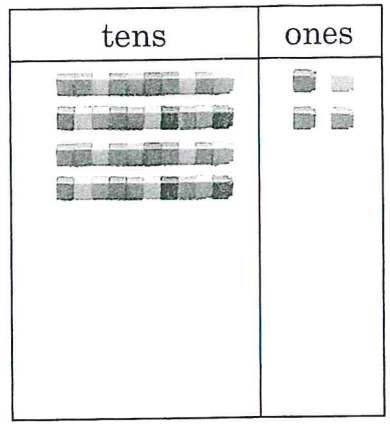

Yes No

$$\begin{array}{r} 63 \\ -25 \\ \hline \end{array}$$

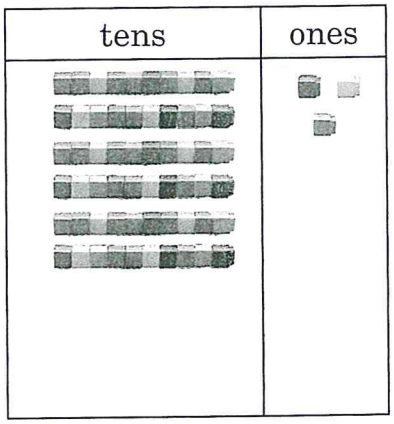

Yes No

$$\begin{array}{r} 48 \\ -36 \\ \hline \end{array}$$

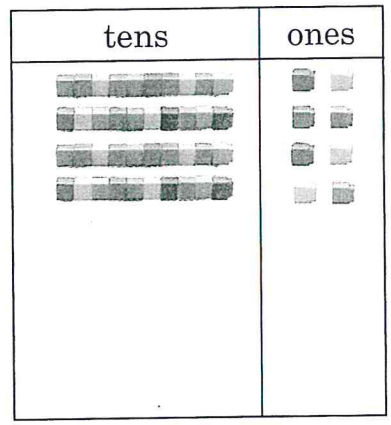

Yes No

$$\begin{array}{r} 24 \\ -\ \ 9 \\ \hline \end{array}$$

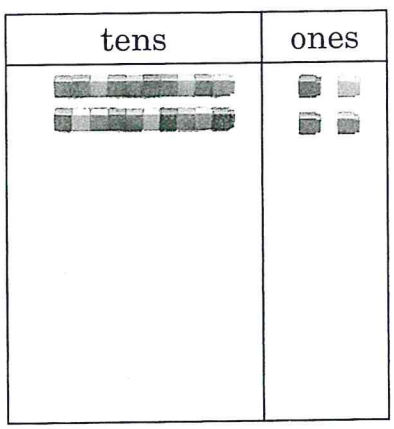

Yes No

$$\begin{array}{r} 35 \\ -12 \\ \hline \end{array}$$

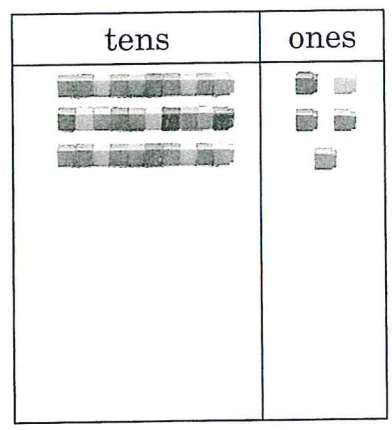

Yes No

$$\begin{array}{r} 53 \\ -28 \\ \hline \end{array}$$

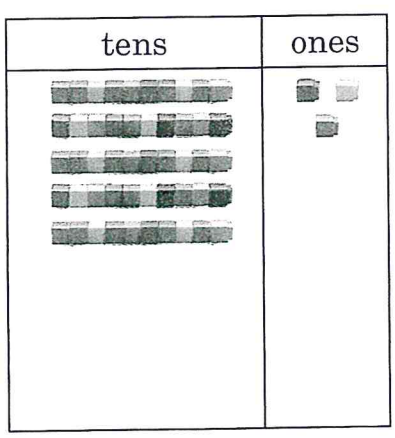

Yes No

$$\begin{array}{r} 66 \\ -15 \\ \hline \end{array}$$

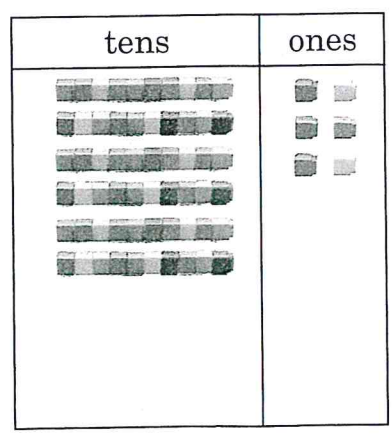

Do you need to trade a ten for 10 ones?
Circle yes or no. Subtract.

Yes No

$$\begin{array}{r} 46 \\ -\,15 \\ \hline \end{array}$$

tens	ones

Yes No

$$\begin{array}{r} 60 \\ -\,42 \\ \hline \end{array}$$

tens	ones

Yes No

$$\begin{array}{r} 31 \\ -\,16 \\ \hline \end{array}$$

tens	ones

Yes No

$$\begin{array}{r} 87 \\ -\,5 \\ \hline \end{array}$$

tens	ones

Yes No

$$\begin{array}{r} 29 \\ -\,19 \\ \hline \end{array}$$

tens	ones

Yes No

$$\begin{array}{r} 52 \\ -\,27 \\ \hline \end{array}$$

tens	ones

Yes No

$$\begin{array}{r} 38 \\ -\,23 \\ \hline \end{array}$$

tens	ones

Yes No

$$\begin{array}{r} 65 \\ -\,38 \\ \hline \end{array}$$

tens	ones



76 children.

22 adults.

How many people?

_____

_____

_____

48 tickets in all.

36 tickets sold.

How many tickets left?

_____

_____

_____

40 candy apples.

54 carmel apples.

How many apples?

_____

_____

_____

75 balloons in all.

52 balloons sold.

How many balloons left?

_____

_____

_____

32 bags of nuts.

43 bags of popcorn.

How many bags?

_____

_____

_____

96 hot dogs in all.

72 hot dogs sold.

How many hot dogs left?

_____

_____

_____



Sue ordered pie and milk.

How much money did she spend?

Phil had 68¢.

He ordered ice cream.

How much money did he have left?

Ronnie had 88¢.

He ordered eggs.

How much money did he have left?

Donna ordered salad and juice.

How much money did she spend?

Rita had 95¢.

She ordered a hot dog.

How much money did she have left?

What 2 things would you order?

How much money did you spend?

Name: _____

What	do	plants	need?

Name: _____

What	do	plants	need?

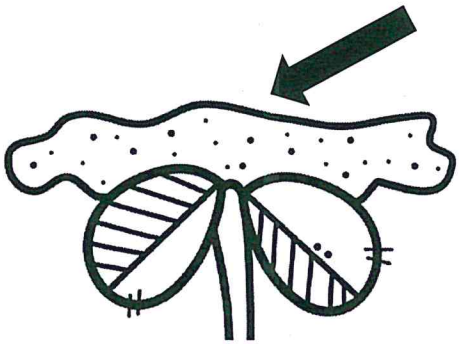





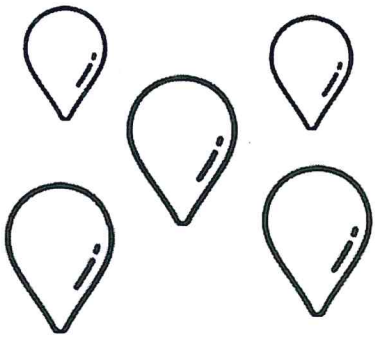

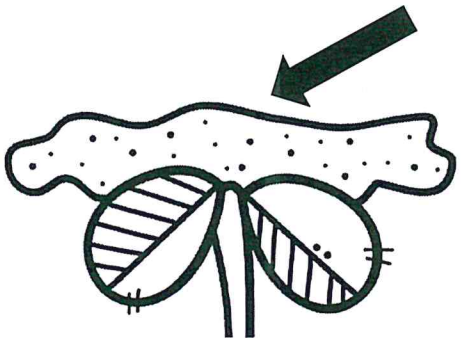





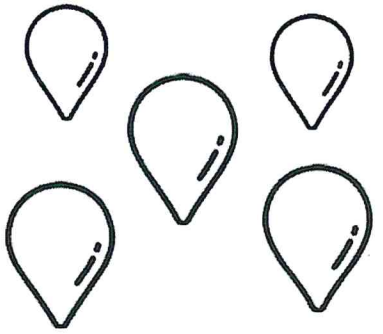

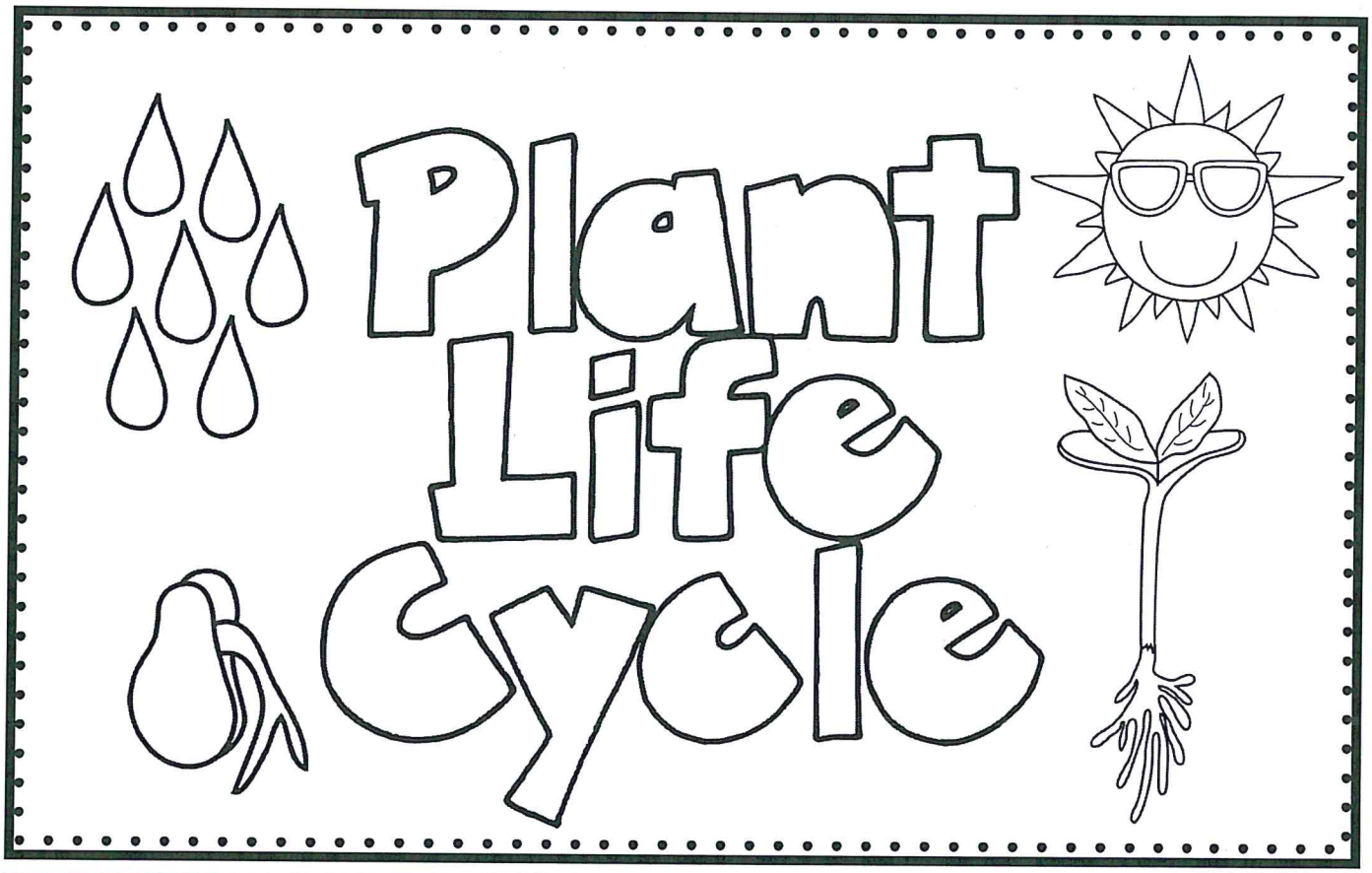

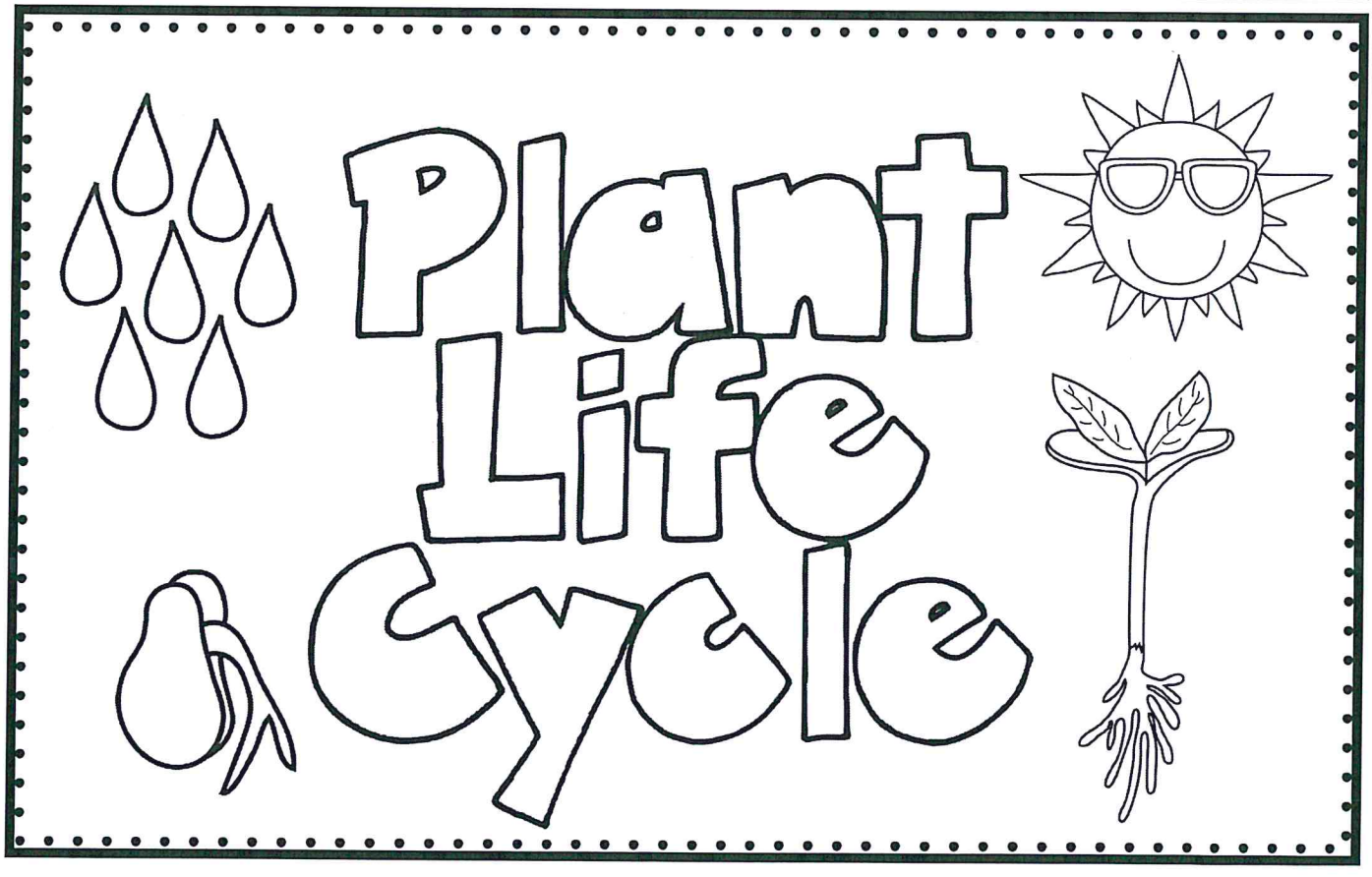

© VanMeter 2013

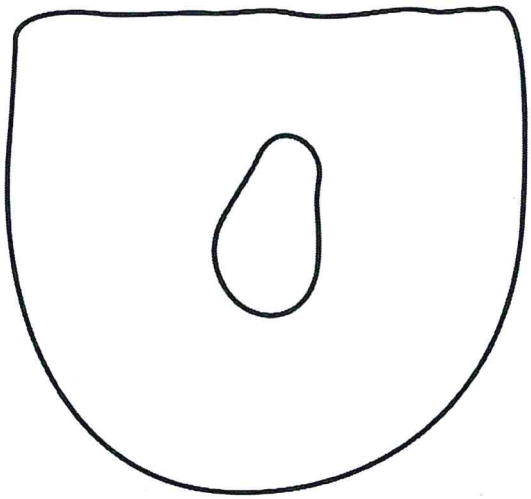

The seed needs soil.

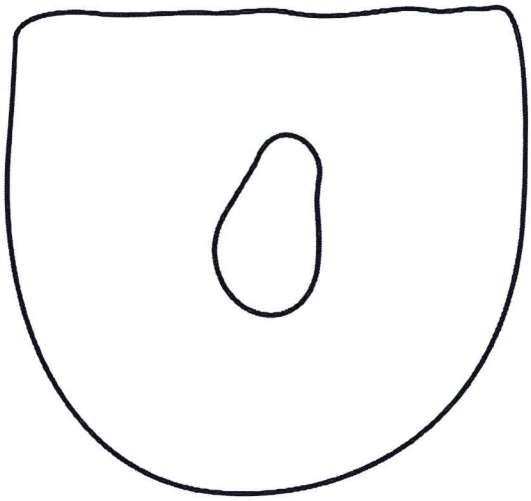

The seed needs soil.

© VanMeter 2013

2

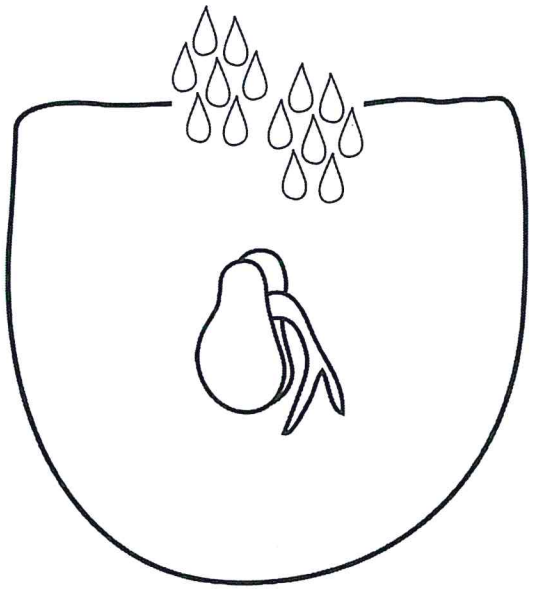

The seed needs water.

2

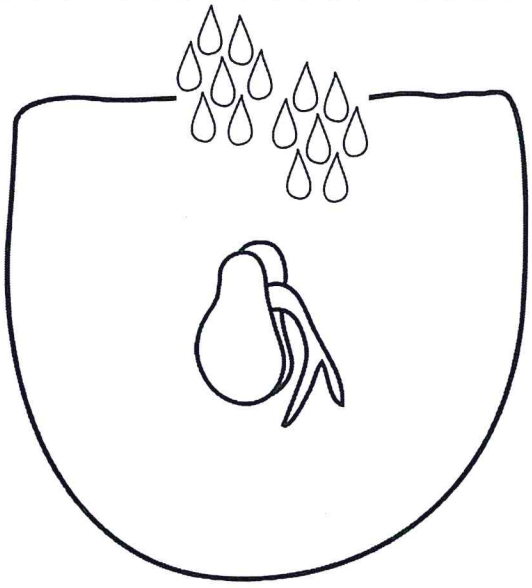

The seed needs water.

© VanMeter 2013

3

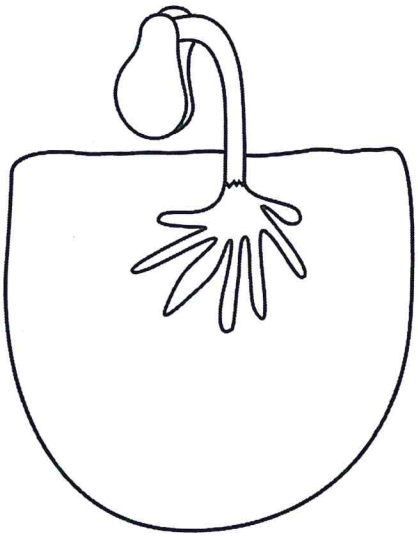



The seed will sprout.

3

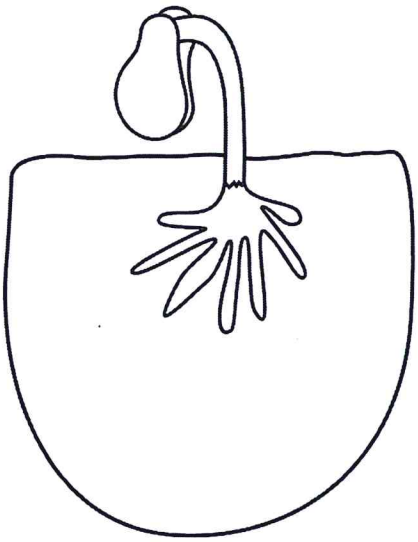



The seed will sprout.

© VanMeter 2013

4

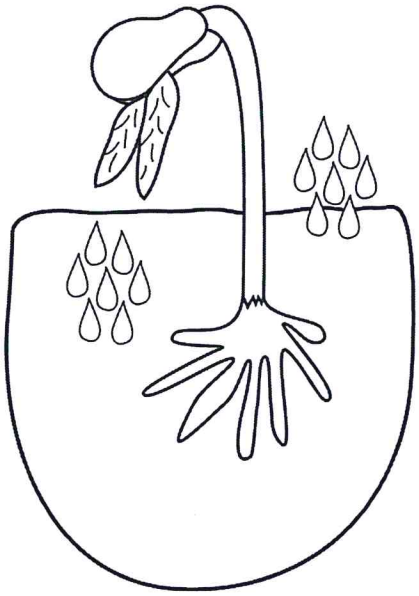

The sprout needs water.

4

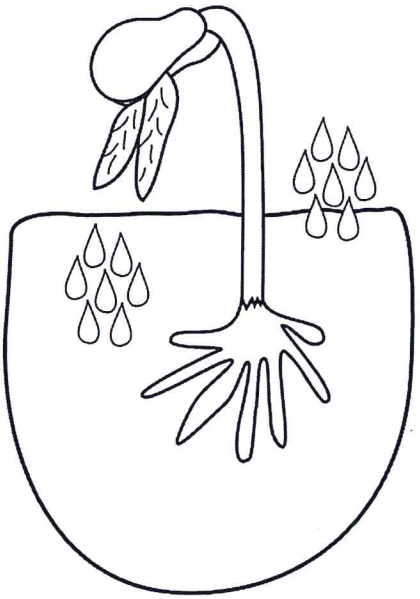

The sprout needs water.

© VanMeter 2013

5

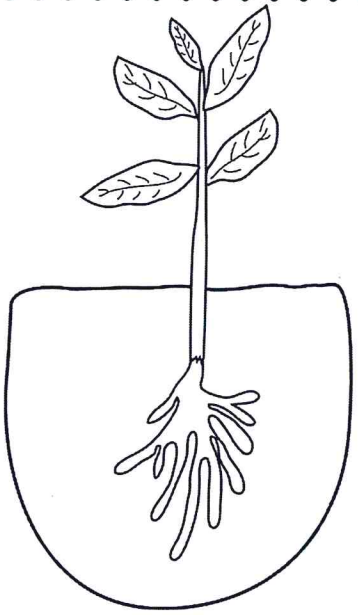

It is a seedling.

5

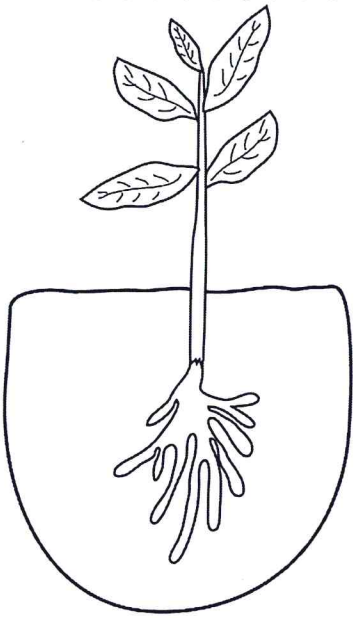

It is a seedling.

© VanMeter 2013

6



Bees pollinate the plant.

6



Bees pollinate the plant.

© VanMeter 2013

7



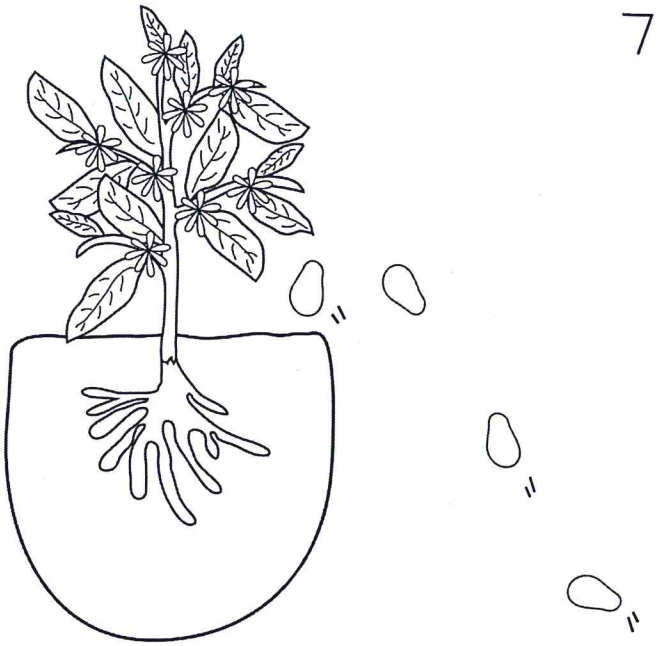

The wind blows new seeds.

7



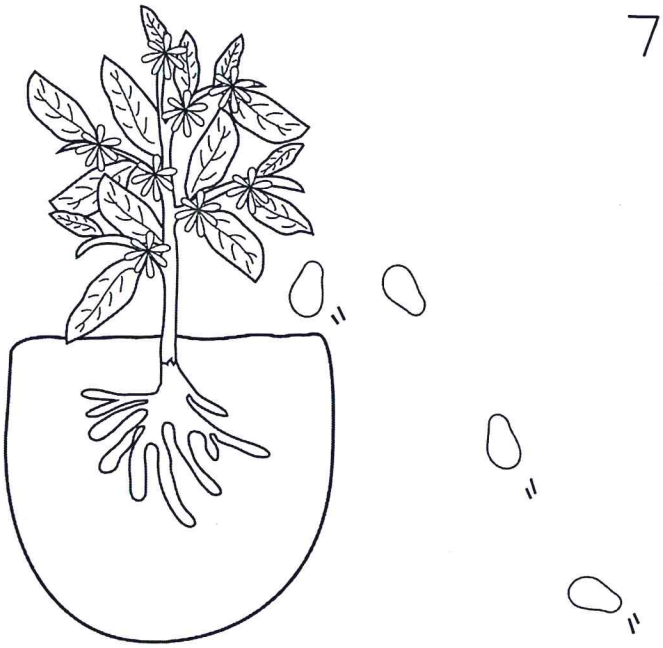

The wind blows new seeds.

© VanMeter 2013

8

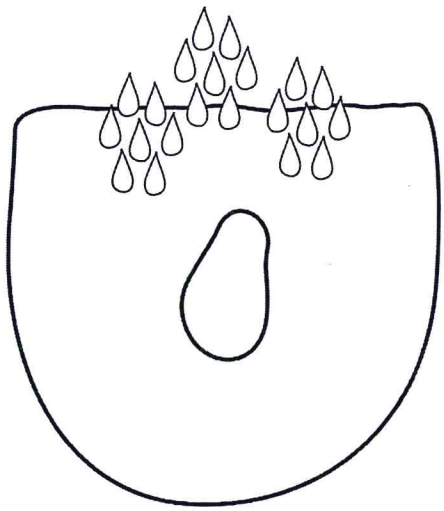



The new seed needs soil, water and sunlight.

8

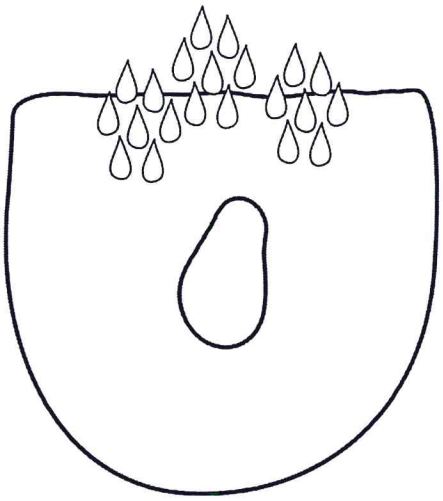



The new seed needs soil, water and sunlight.

© VanMeter 2013

Life cycle of a Plant

Life cycle of a Plant

seed

The life cycle of most plants starts from a seed. A seed is a baby plant and contains nutrients necessary to start the life of a new plant. Seeds come in different shapes and sizes.

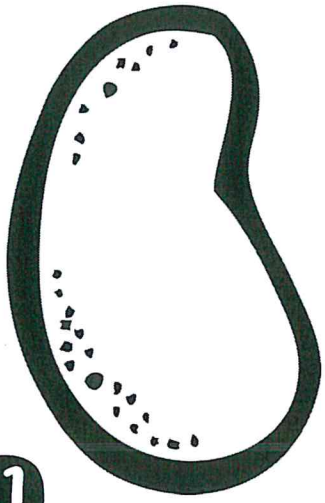

1

seed

The life cycle of most plants starts from a seed. A seed is a baby plant and contains nutrients necessary to start the life of a new plant. Seeds come in different shapes and sizes.



1

Germination



When a seed gets proper light, water, and warmth, its outer hard layer becomes smooth and it starts germinating. A seed will not germinate without these conditions.

2

Germination



When a seed gets proper light, water, and warmth, its outer hard layer becomes smooth and it starts germinating. A seed will not germinate without these conditions.

2

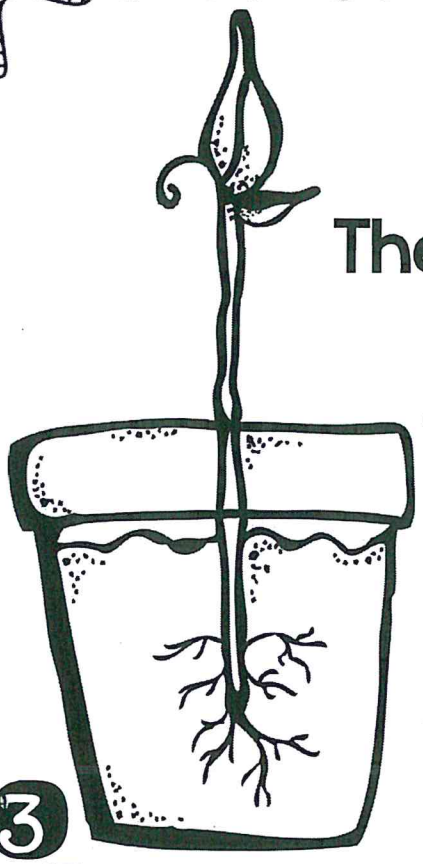

seedling

The roots come out first and grow downward. Then the stem comes out and grows upward. This is called a seedling, which is a small plant with few leaves.

3



seedling

The roots come out first and grow downward. Then the stem comes out and grows upward. This is called a seedling, which is a small plant with few leaves.

3

young plant

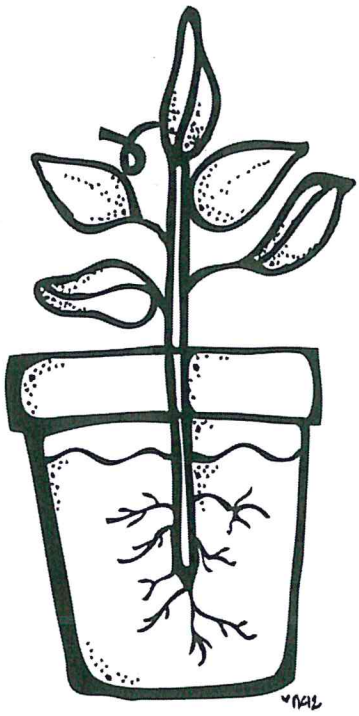

The seedling takes up water and minerals from the soil and grow into a young plant.

4

young plant

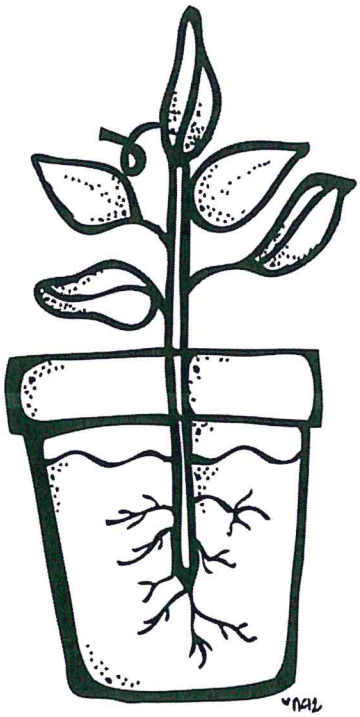

The seedling takes up water and minerals from the soil and grow into a young plant.

4

Mature plant

Soon the young plant becomes mature and produces flowers.

Flowers have pollen inside that helps make seeds.

5

Mature plant

Soon the young plant becomes mature and produces flowers.

Flowers have pollen inside that helps make seeds.

5

Dispersal

Seeds get dispersed away to new places and the plant life cycle begins again. Seeds can be dispersed away by wind, water, or animals

6

Dispersal

Seeds get dispersed away to new places and the plant life cycle begins again. Seeds can be dispersed away by wind, water, or animals

6

Name: _____

Life cycle of a plant

Word bank

mature plant
seed
young plant
germination
seedling

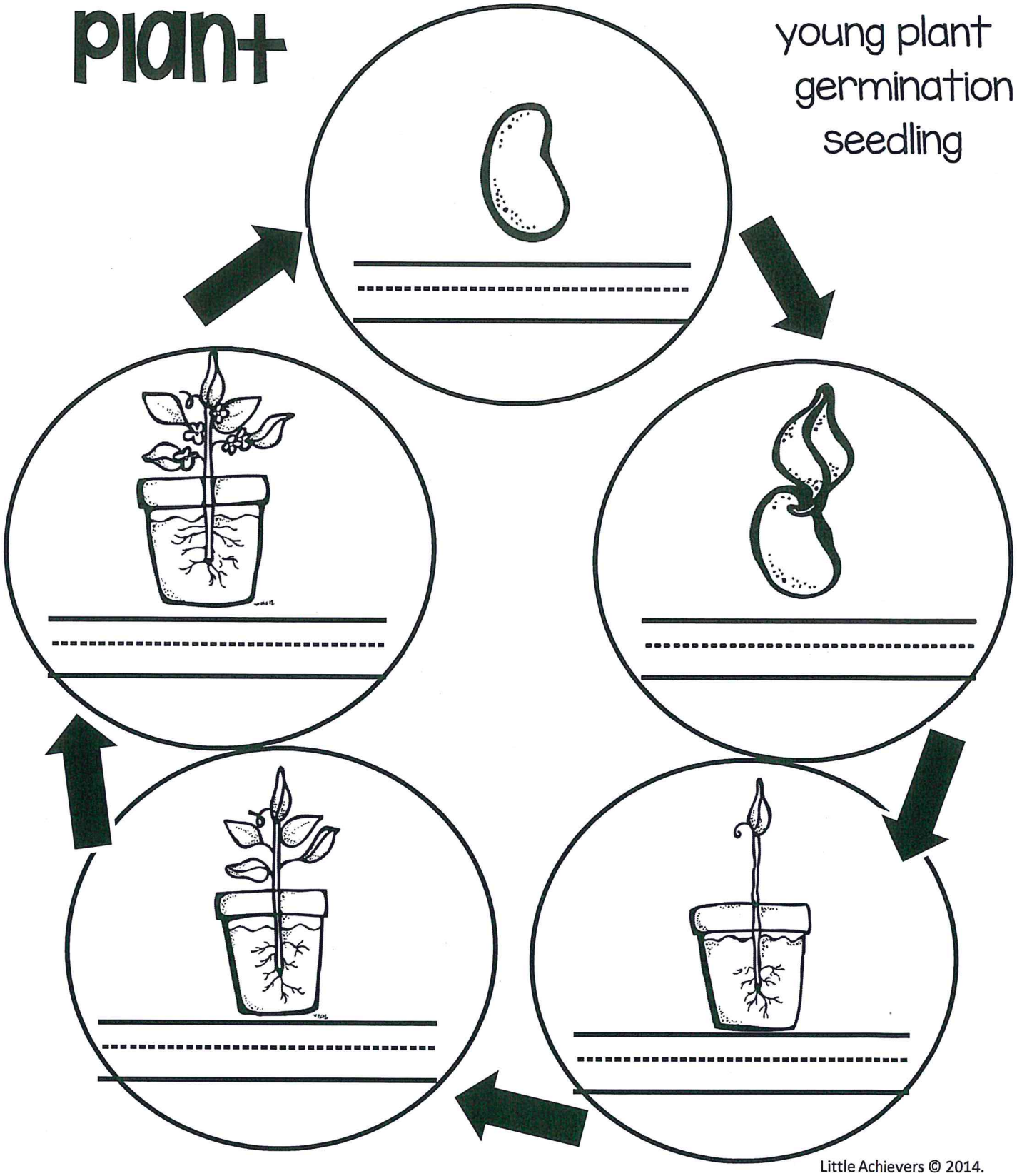

Little Achievers © 2014.

Name _____

Read the passage about plants. Answer the questions.



Plants

Plants are made up of tiny building blocks called cells. Plants are living things. Like all living things plants can grow and die. Plants need water and a good soil to stay alive. They also need sunlight and air. Plants use the light from the sun, the air, and the water to make their own food.

1. What are plants made up of?

_____

2 .How do we know that plants are living things?

_____

3. What do plants need?

Write this answer in the flip book!

Name _____

Read the passage about plants. Answer the questions.

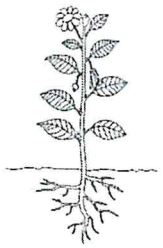

Parts of a Plant

Plants have four main parts: the roots, the stem, the leaves, and the flower. Each part has a very important job. The roots grow underground and hold the plant in place. They also get water and minerals from the soil. The stem supports the plant. It also moves water and minerals from the roots to the leaves. The leaves make food for the plant. They also help the plant breathe. The flower makes seeds for the plant.

1. What part of a plant is underground?

_____

2. What is the job of the stem?

_____

3. Why do plants need leaves?

_____

Name: _____

Parts of a Plant

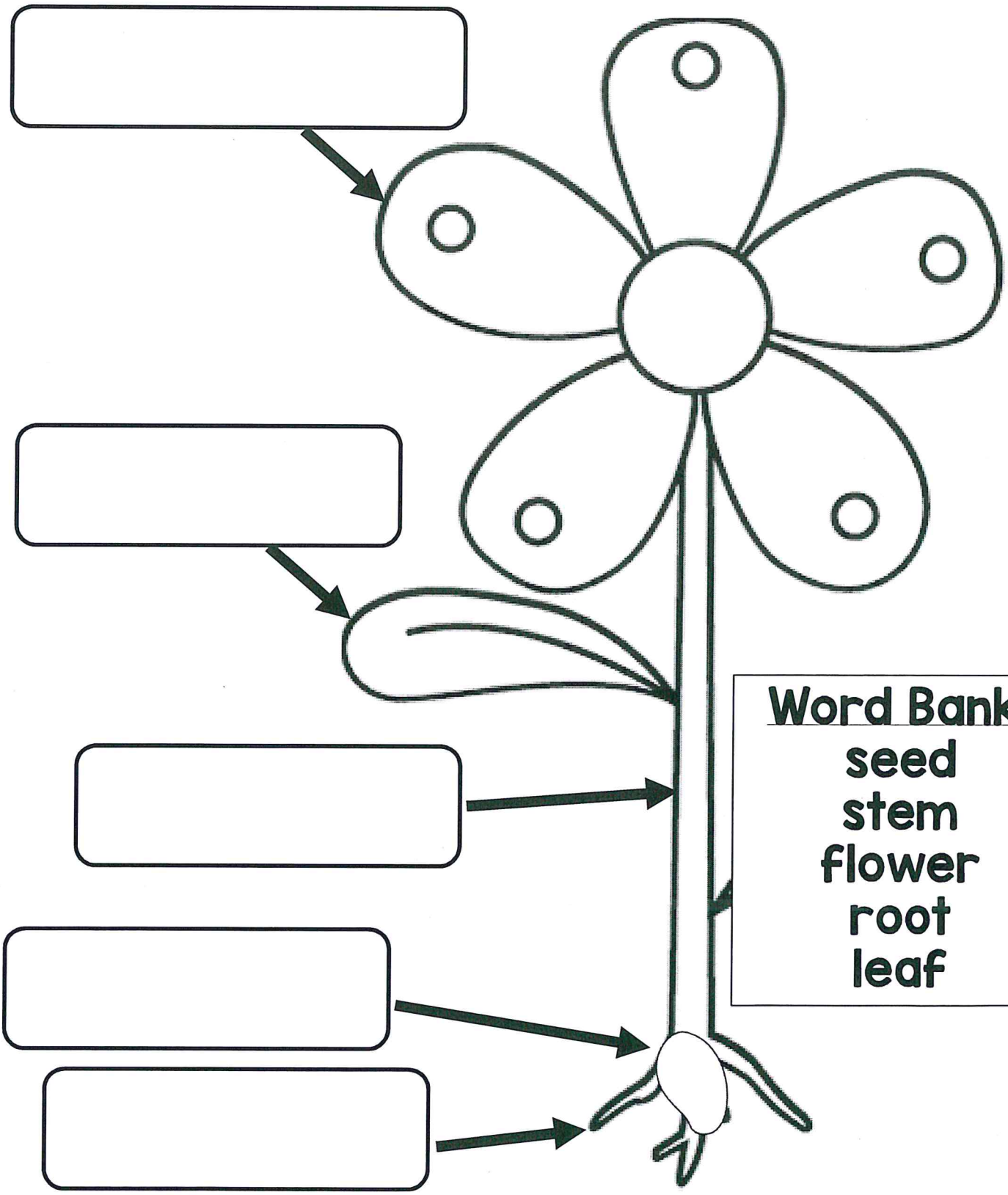

Word Bank:

seed
stem
flower
root
leaf



Name _____

Parts of a Plant

Read the sentence and fill in the blank with the correct word from the word bank.

flower	stem	root	leaf



The _____ (_ _ _ _) takes in the sun to make food.

The _____ (_ _ _ _) gets food and water from the soil.

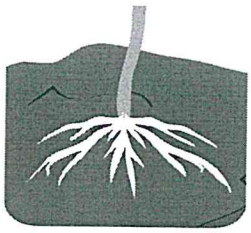



The _____ (_ _ _ _) carries food and provides support.

The _____ (_ _ _ _) holds the seeds.



Name_____

Sort the words into the correct column.

Plant Parts	Plant Needs

roots	sunlight	air	stem
flower	water	leaves	soil

Name_____

Plants

True	False

Cut and paste the following statements on the True/ False chart.

Plants are living things.

The leaves of a plant grow in the soil.

Plants do not need sunlight to grow.

The roots of plants grow underground.

The stem makes food for the plant.

The flower does not make seeds for the plant.

Plants make their own food.

Plants are made up of tiny building blocks called cells.

Before you do this, read the book about the life cycle of plants.

Name: _____

Life cycle of a plant

Word bank

mature plant
seed
young plant
germination
seedling

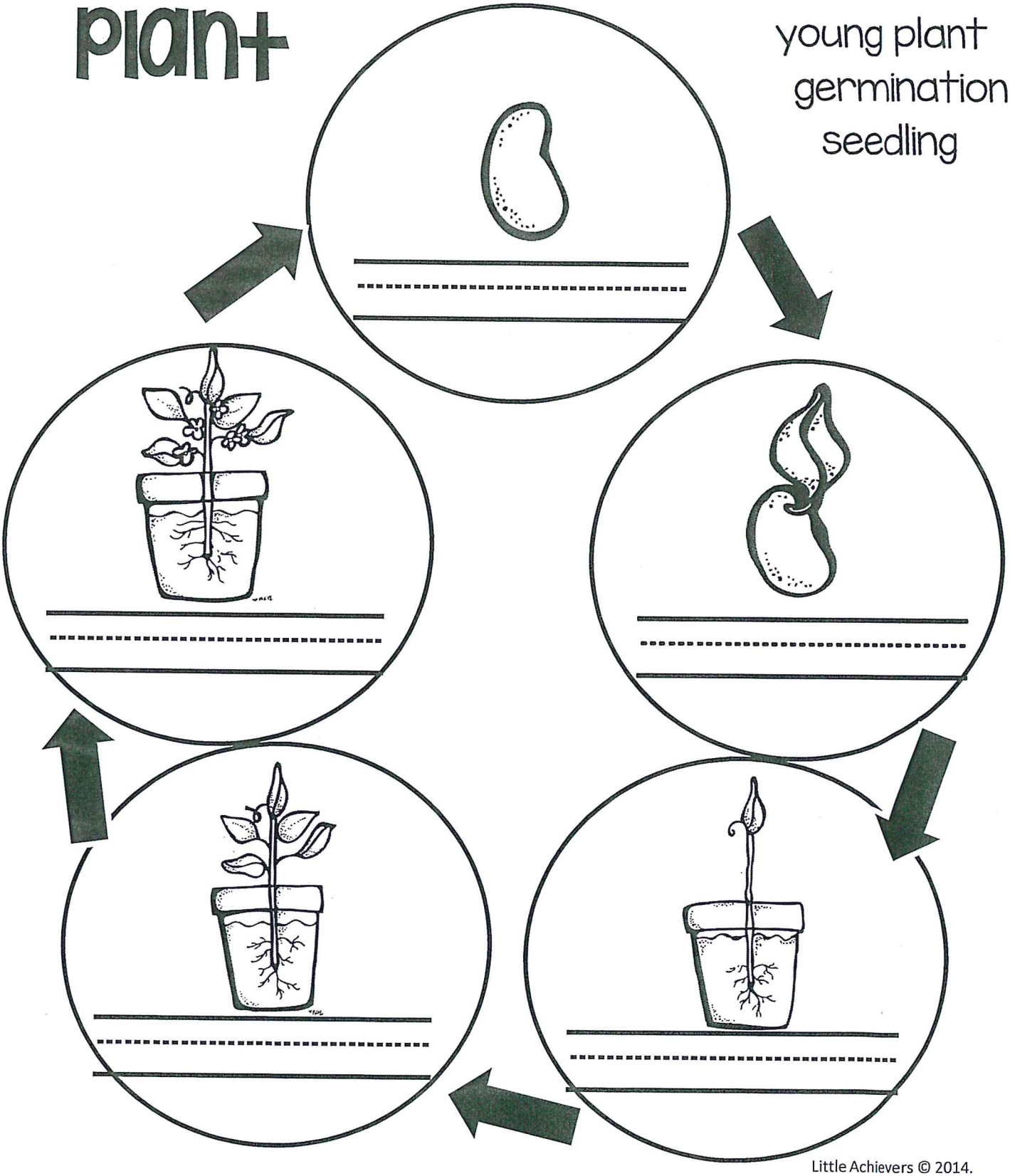

Little Achievers © 2014.

Name: _____

Plants!

Fill out the plant chart below with your best ideas! At least 2!

need	can
have	are

© Kimberly Anderson

Name:

How To Grow a Plant

When a seed grows, it is called germination. Complete the following to show how a seed grows into a plant. Use the pictures to help you.

FIRST



NEXT

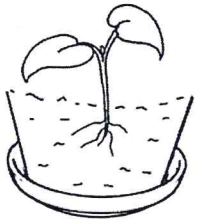

THEN

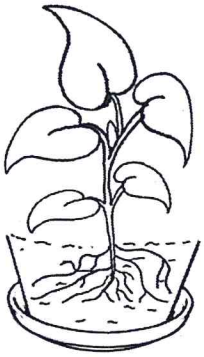

FINALLY

© http://worksheetplace.com

How to Plant Seeds



1. Fill cup 3/4 of the way with dirt.

2. Put three seeds in the cup.

3. Cover with about ½ inch of dirt.



4. Dampen with water.



© Michaela Peterson, 2011, 2016