

WEEK: APRIL 20th-24th (Gr. 5-Gr.8 Calendar)

MONDAY
APRIL 20th

AM ACTIVITY: BOOM! POW!

INSTRUCTIONS: Comic Strip (8 panels)

- Have your child use a variety of high frequency words (in each panel) from the list provided to create a comic strip
- Use the high frequency to create the speech bubbles in your comic strip

First 100 High Frequency Words <small>in frequency order reading down the columns</small>				
the	that	not	look	put
and	with	then	don't	could
a	all	were	come	house
to	we	go	will	old
said	can	little	into	too
in	are	as	back	by
he	up	no	from	day
I	had	mum	children	made
of	my	one	him	time
it	her	them	Mr	I'm
was	what	do	get	if
you	there	me	just	help
they	out	down	now	Mrs
on	this	dad	came	called
she	have	big	oh	here
is	went	when	about	off
for	be	it's	got	asked
at	like	see	their	saw
his	some	looked	people	make
			your	an

[dhs.org](https://www.dhs.org) Precursive

PM ACTIVITY: BUILD A CATAPULT

INSTRUCTIONS: HOW TO MAKE A CATAPULT WITH POPSICLE STICKS

MATERIALS

10 Jumbo Popsicle Sticks, Rubber Bands, Firing Power (marshmallows, pompoms, pencil top erasers), Plastic Spoon (optional), Bottle Cap, Sticky Dots



STEP 1: Make predictions. Which object will fly the farthest? Why do you think one will fly farther than the other?

STEP 2: Using the materials use your imagination and create your catapult

STEP 3: Test and measure how far each item goes when flung from the catapult. Record results.

If you need further instructions please visit the website listed below
<https://littlebinsforlittlehands.com/popsicle-stick-catapult-kids-stem-activity/>

WEEK: APRIL 20th-24th (Gr. 5-Gr.8 Calendar)

<p>Tuesday April 21st</p>	<p>AM ACTIVITY: WHO, WHAT, WHERE, WHEN, AND WHY</p> <p>INSTRUCTIONS: THE “W” GAME</p> <ul style="list-style-type: none">- Read one of your favourite stories- After you are done reading start writing a brief summary of the story (1-2 pages depending on the length of the story you read) using the five W’s <p>➔ WHO, WHAT, WHERE, WHEN AND WHY</p> <p>e.g.</p> <p>Who was the main character in the story, and how do you know this?</p> <p>What time of year do you think this story takes place?</p> <p>Why do you think the problem occurred in the story? What could of the characters have done to solve the problem or prevent it?</p> <div data-bbox="827 483 1456 954"></div>	<p>PM ACTIVITY: READ, READ, READ</p> <p>INSTRUCTIONS:</p> <ul style="list-style-type: none">- Think about the last great thing you read at school. As you think about that story think about the following questions: <ol style="list-style-type: none">1. If you could change one main trait about the main character what would it be?2. If you had to choose one character from your story to go on a camping trip with, who would it be and what would you ask them to bring? WHY?3. Could the story be changed in any way to reflect real life, or even be close to resembling your own life?4. Why do you think the author wrote this book? <div data-bbox="1956 509 2510 948"></div> <p>ACTIVITY: Create a new back cover for the book giving an exciting summary of what the book is about.</p>
--------------------------------------	--	---

Wednesday April 22nd

AM ACTIVITY: TWO WORDS, SOUNDS LIKE.....

- **INSTRUCTIONS:** Using the high frequency list of verbs provided create individual cards to use as action words while playing charades
- Make balanced teams
- Have one member of each team take a card, and one at a time have the team member act out what their card says
- Only allow for a maximum of 2 mins per turn to allow for multiple turns

**COMMON VERBS IN ENGLISH**

• Differ	• Entail	• Freeze	• Imagine	• Lack
• Disagree	• Enter	• Fry	• Imply	• Laugh
• Discover	• Establish	• Generate	• Impress	• Lay
• Discuss	• Examine	• Get	• Improve	• Lead
• Dislike	• Exist	• Give	• Include	• Lean
• Distribute	• Expand	• Go	• Incorporate	• Leap
• Dive	• Expect	• Grind	• Indicate	• Learn
• Do	• Experiment	• Grow	• Inform	• Leave
• Doubt	• Explain	• Hang	• Insist	• Lend
• Drag	• Explore	• Happen	• Install	• Lie (in bed)
• Dream	• Extend	• Hate	• Intend	• Lie
• Drill	• Fail	• Have	• Introduce	• Lift
• Drink	• Fall	• Hear	• Invest	• Light
• Drive	• Feed	• Hesitate	• Investigate	• Like
• Drop	• Feel	• Hide	• Involve	• Listen
• Dry	• Fight	• Hit	• Iron	• Look
• Earn	• Find	• Hold	• Jog	• Lose
• Eat	• Finish	• Hop	• Jump	• Love
• Emphasize	• Fit	• Hope	• Justify	• Maintain
• Enable	• Fly	• Hug	• Keep	• Make
• Encourage	• Fold	• Hurry	• Kick	• Manage
• Engage	• Follow	• Hurt	• Kiss	
• Enhance	• Forbid	• Identify	• Kneel	
• Enjoy	• Forget	• Ignore	• Knit	
• Ensure	• Forgive	• Illustrate	• Know	

ESL.COM



PM ACTIVITY: BUILD A STRUCTURE

INSTRUCTIONS: How tall is too tall?



- With your child, a sibling, or independently go around the house in search for different materials that could be used to build a structure
 - ➔ Boxes, blocks, stuffed animals, tin cans, are some examples
- Once all the materials are collected each person or independently can begin to build their own structure
- Before you get started write down your predictions


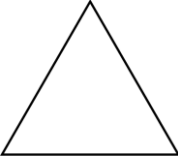




about the following questions:

- What materials worked well?
- What materials did not work well?
- Whose structure was the tallest? (if there is a partner)
- Whose structure can hold 3 tin cans?

- Have fun constructing different shaped structures
- As you are going through the process of building your structure write down your observations
 - ➔ What is going well, what might be failing
- Once your structure(s) are complete write down your conclusion given an answer to the questions you made predictions about at the beginning.
 - ➔ Where your predictions correct? What changed?



WEEK: APRIL 20th-24th (Gr. 5-Gr.8 Calendar)

<p>Thursday April 23rd</p>	<p>AM ACTIVITY: THINK OUT OF THE BOX THURSDAY</p> <p>INSTRUCTIONS:</p> <ul style="list-style-type: none">- Complete the following three drawings by turning the object into something new <div><div><p>It's not a circle</p></div><div><p>It's not a triangle</p></div><div><p>It's not a heart</p></div></div> 	<p>PM ACTIVITY: Let's put the pen to the paper....</p> <p>INSTRUCTIONS:</p> <div></div> <ul style="list-style-type: none">- Pick 3 out of the 5 writing prompts and write 3 detailed sentences about each writing prompt you choose.1. Would you rather rule the world or have a million dollars? WHY?2. Write detailed instructions about how to cook your favorite meal.3. Write a story about a lion that is afraid of its shadow4. Write a story about an angry bird5. Would you rather be President Trump or Prime Minister Trudeau? WHY? 
---------------------------------------	--	--

WEEK: APRIL 20th-24th (Gr. 5-Gr.8 Calendar)

Friday April 24th

AM ACTIVITY:HOW TO DRAW A CUTE FOX

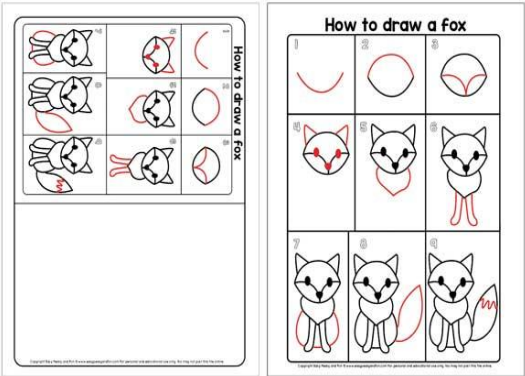


how to
DRAW A FOX

you would draw a heart, just without the top.

- 5. Draw two legs.
- 6. Continue drawing the body.
- 7. Next comes the tail. Lastly, touch the details to the tail

- INSTRUCTIONS:**
Step by Step Fox Drawing Instructions
- 1. Draw an arch. ...
 - 2. Draw two arches within the head.
 - 3. Draw ears and facial features – eyes, and nose/snout. ...
 - 4. Draw the shape bellow the head – almost like



PM ACTIVITY: THE FLOOR IS HOT LAVA!

- INSTRUCTIONS:**
- Get a lot of paper (recycled paper is good) throughout your house on the floor
 - Once all the paper is placed throughout the house (you might want to tape the paper down to the floor to prevent it from moving around) have your child and other members of the family step or jump from paper to paper
 - The goal is to be able jump or step from each piece of paper without touching the floor
 - If they touch the ground they have touched the hot lava and are out
 - Who can jump/step on the most pieces of paper before “falling” in the hot lava

